


We understand that flexibility and efficiency equal to long-term value for our customers.

Our modular solutions enable any commercial space to be re-configured quickly and cheaply.

The BTC Panel has evolved through technological research and development to bring you a product that sets industry standards, while being produced with recycled steel.



Application

- General Office
- General Commercial
- Industrial and Heavy Duty Facilities
- Equipment, Server, and Telephone Rooms
- Mission Critical, Control Facilities

Acoustic Performance



- Superior Noise & Impact Isolation
- Vibration reduction gasket
- Impact Class IIC 55 (ASTM E492-09) Insulation.

Fire Safety



Classification: Non Combustible
 Ignitability: 0
 Integrity: 60mins
 Flame Spread: 0
 Heat Evolved: 0
 Smoke: 0

- Effect of cutting is negligible on indices.
- Panels conform to ASTM E84-14 and EN1366-6 for Ignitability, Integrity, Spread of Flame, Smoke Developed and Heat Evolved. All Panels provide low fire hazard".

Environmental Attributes



- LEED Rated
- Estidama Rated
- High Recycled Content
- VOC Tested

Panel Surface Finishes

- Bare - Ready to receive any surface finish
- Anti - Static High Pressure Laminate (HPL)
- Vinyl Rubber Marble
- Timber Porcelain Ceramic

Edge Trim Options

- Plastic Edge Trim

Factor of Safety



The access floor will be Heavy-Grade, with a safety factor of 2.5 times the concentrated (design) load, and is capable of meeting heavy static and dynamic loads per (PSA) "Method of Building Performance Specification 'Platform Floors (Raised Access Floors)" MOB PF2 PS and BS EN 12825 and CISCA.

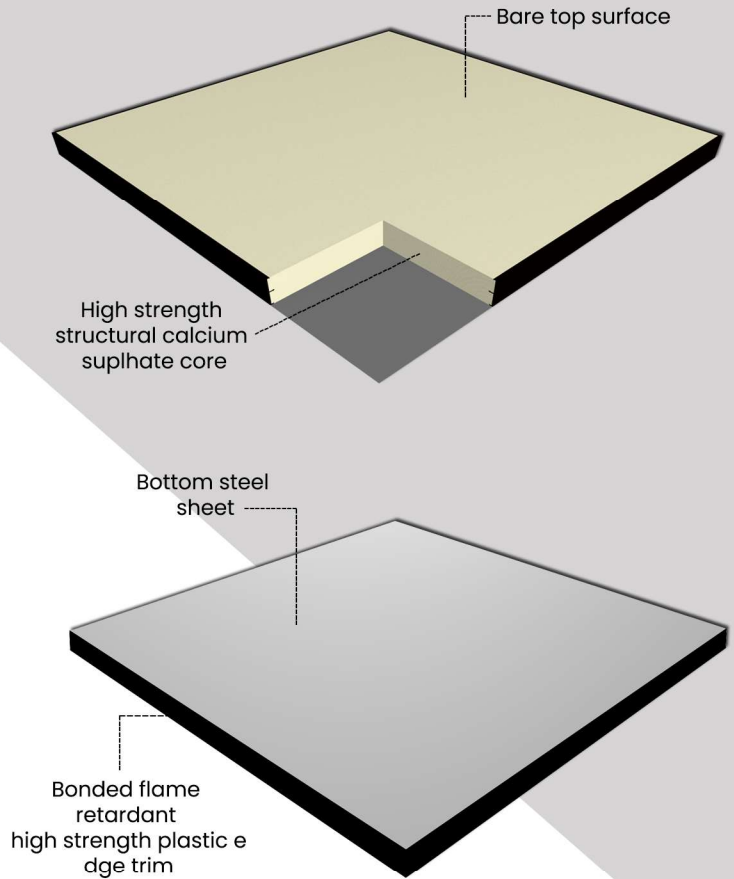
Panel Specification

The BTC Panel is constructed from a High strength structural Calcium Sulphate Core with Top and Bottom Steel Sheets and Plastic Edge Trim around the Panel.

Access Floor Panel

Type:	BTC Series - Calcium Sulphate Panel.
Size:	600mm x 600mm ¹
Depth:	<input type="radio"/> 30.0mm <input type="radio"/> 34.0mm
Function:	Completely interchangeable.
Construction:	Bare exposed top with bottom steel sheet and Plastic Edge Trim.
Core:	High strength structural calcium sulphate core with excellent loading performance and sound deadening qualities.
Tolerance:	Size and squareness tolerance- +/-0.25mm. Flatness tolerance - +/-0.5mm.
Life Span:	+25 years.
Steel Coating:	Corrosion resistant priming coat. <input type="radio"/> Epoxy Powder Coat <input type="radio"/> Galvanised
Connection:	Engagement with pedestal locating gasket.
Panel Edge:	Flame retardant bonded plastic.

¹ Other panel sizes available including 300mm x 600mm, 600mm x 800mm, Custom size available on request.



Panel Performance

Panel Type Details			Static Performance (kN)				Dynamic Performance (kN) - Cycles		
Panel	Panel (kg)	System (kg/m ²)	Concentrated	Impact	Ultimate	Uniform	10 Wheel size (mm) (75 x 25)	10,000 Wheel size (mm) (150mm x 50)	40,000 Wheel size (mm) (200 x 75)
CWC3.7	9.0	31	3.7	0.66	7.2	19.8	3.0	2.2	1.75
CWC4.5	10.5	36	4.5	0.66	9.0	23.3	3.6	3.0	2.25
CWC5.7	11.5	38	5.7	0.66	12.0	33.1	4.5	3.6	2.25

* Deflection: The access floor panels shall have a deflection during application of the specified concentrated load not exceeding 2.00mm with a permanent set deflection not exceeding 0.1mm. the permanent set deflection achieved during application of the specified uniform load shall not exceed 2.0mm.

Pedestal Specification

Base Size:	100mm x 100mm ²
Diameter:	25mm ³
Wall thickness:	1.6mm ⁴
Construction:	All steel and aluminum Continuously welded.
Life Span:	+50 years.
Coating:	Phosphate corrosion resistant priming coat.


- Epoxy Powder Coat
- Chromatised
- Galvanised

2. T8 uses 150mm x 150mm.
3. T8 uses 50mm.
4. T8 uses 2.5mm.



Pedestal Chart



Pedestal Types	<input type="radio"/> T7	<input type="radio"/> T4	<input type="radio"/> T5	<input type="radio"/> T8
Use	Universal	Universal	Universal	Universal
Floor Height (mm)	65-150	100-500	150-1000	800-2000
Axial Load (kN)	35	35	35	45
Stringer Use	Optional	Optional	Optional	Optional
Stringer Type	 <input type="radio"/> WG6 - Bolted Stringer - Field			
Panel Expansion	No	No	No	No
Accoustic Reduction	No	Yes	No	No
Used with Bare Panel	Yes	Yes	Yes	Yes
Used with HPL & Vinyl Finish	Yes	Yes	Yes	Yes
Marble, Ceramic, Timber Finish	Yes	Yes	Yes	Yes

The raised access floor system and accessories are to be installed by a suitable installer as certified and approved by Green Hawk who shall be the manufacturer's authorised representative to maintain the integrity and acceptable performance of the floor systems installed.

Preparation: Prior to installation sub floor must be even, without irregularities, clean, dry, free from construction debris and clear from other trades.

Installed Level: The Installed access floor system shall be level within $\pm 1.50\text{mm}$ inside a 3 meter radius and $\pm 2.50\text{mm}$ over the entire floor. The installed floor system and shall be rigid and free of rocking panels.

Subfloor: The finished surface of the concrete subfloor shall be level with a minimum wood float finish. the level tolerance shall not exceed $\pm 10\text{mm}$ from the specified finished concrete subfloor levels.

Fit and Finish: The fit and finish of cut panels around perimeters, columns and other such structures or intrusions shall have a maximum gap of 3mm. The raised access floor system shall not rely for its lateral stability on such structures. Cut edges of the panels shall be sealed with a PVA sealer.



- Following completion Green Hawk shall issue a 'Care and Maintenance Manual' which shall provide clear instruction for maintenance personnel and facilities managers on the safe use, cleaning and correct application of the installed Green Hawk access floor system.

- Green Hawk shall not be liable for damage caused to the raised access floor outside as a result of neglect or misuse by other parties.

Environmental Conditions



The area to receive the installation of the access floor shall be enclosed and maintained within a temperature range of 4 C to 32 C with a relative humidity range of 20% to 70%.

Occupational Health & Safety

Toxicity	None
Rating	Safe
Cutting	Non Hazardous

